

# Solid Wood Table Tops

## SHAPES

standard shapes are square, rectangular or round

for custom shapes or sizes, contact customer support

solid wood drop leaf table tops are available

## CORNERS

square corners are standard (3/16" radius)

radius corners and corner cuts are available

## MATERIALS

all tops are 1 1/2" thick

tops are continuous length solid wood

butcherblock tops are manufactured using 3/4" strips

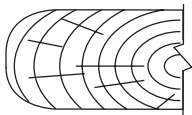
plank tops are manufactured using 1 1/2" to 2" strips

standard satin finish is durable, high solids, conversion varnish

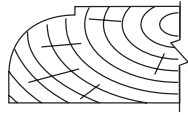


Styles from Top  
Rustic Beech (Eased Profile Only)  
Beech Plank  
Beech Butcherblock  
Oak Plank  
Oak Butcherblock  
Distressed Beech

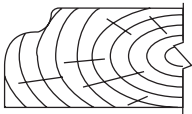
## Standard Profiles



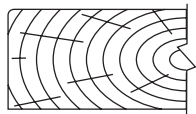
Bullnose



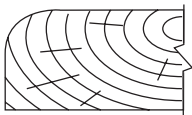
Cathedral



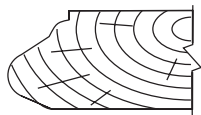
Waterfall



Eased



Rolled



Gourmet



Plank

2" wide continuous length boards constructed of solid beech or oak



Butcherblock

3/4" wide continuous length boards constructed of solid beech or oak



Distressed Plank

2" wide continuous length boards constructed of solid beech with intentional distressing of tops, edges and corners.



Rustic Plank

2" wide continuous length boards constructed of solid beech - distressed with plank grooves added. These tops intentionally shows knots, cracks, fissure lines and wear prior to staining and finishing to create a farm house appearance



**waymar**

[www.waymar.com](http://www.waymar.com)

© 2008 Waymar Industries, Inc.  
14400 Southcross Drive West  
Burnsville, Minnesota 55306  
800.328.4299  
800.367.1366 fax