
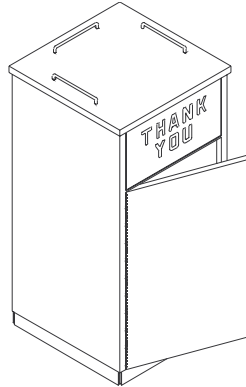


# Trash, Service and Condiment Modules

## TRASH MODULES

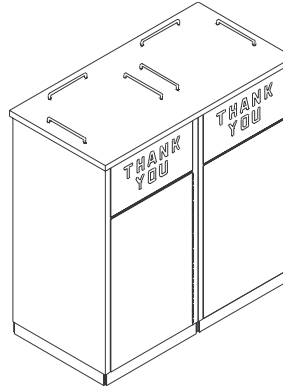


#SM-T  
Single Trash  
Module



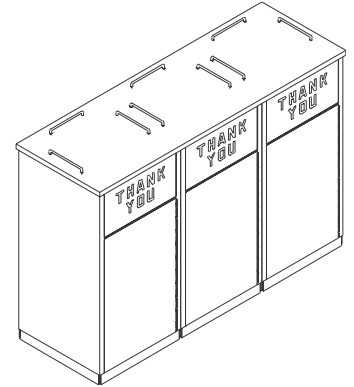
22"X22"X45"

#DM-T  
Double Trash  
Module



22"X43"X45"

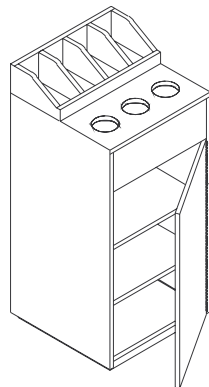
#TM-T  
Triple Trash  
Module



22"X65"X45"

Trash Modules with self or wood edges are 22" square with a 45" overall height. Units come standard with decorative laminate exterior and almond interior. Black plastic loop tray stops come on self edge units (shown) or solid wood tray stops on wood edge units. The swing door is 10" tall and comes with your choice of lettering. The access door has a continuous hinge and a magnetic catch. Units come with an extended apron on top of the access door for spill protection and an open grid black metal base with leveling glides. You can have your choice of self edge or vinyl edge top on the self edge units or a wood edge top on wood edge units. All units come with a 35 gallon rigid plastic waste liner.

## CONDIMENT MODULES



#SCM  
Single Condiment  
Module

Single Condiment Modules are 20 1/4" square with a 38" overall height and 43" including divider bin unit. Units come standard with decorative laminate exterior, almond interior and wood face frame. The access door has a continuous hinge and a magnetic catch. Adjustable laminated shelves and black base with leveling glides are standard. Also comes with "condiments" lettering on front panel and holes drilled for flatware cylinders on top. (cylinders not provided)




[www.waymar.com](http://www.waymar.com)

© 2008 Waymar Industries, Inc.  
14400 Southcross Drive West  
Burnsville, Minnesota 55306  
800.328.4299  
800.367.1366 fax

# Trash, Service and Condiment Modules

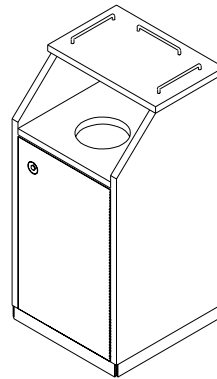
## TRASH CONTAINERS



#STC-OB  
Single Trash  
Container

Single Trash Containers are 20 1/4" square with a 43" overall height. Units come standard with a decorative laminate exterior, almond interior, wood face frame and your choice of solid wood or black plastic loop tray stops. Swing door is 10" tall and comes with your choice of lettering. The access door has a continuous hinge and a magnetic catch. Units come with an extended apron on top of the access door for spill protection. Open bottom unit (#STC-OB) has a metal grid which is open to the floor with levelers. Closed bottom unit (#STC-CB) has a solid base with levelers. Units come with a 35 gallon rigid plastic waste liner.

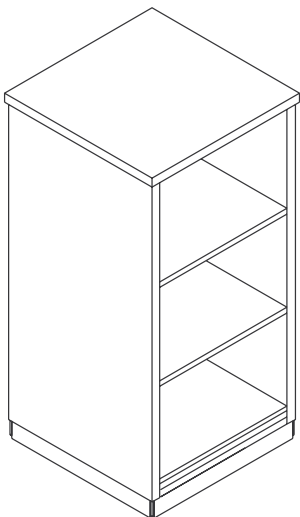
The CTM unit is a single trash container with an 8" diameter drop hole and is 22" square with a 45" overall height. Unit comes standard with a decorative laminate exterior and almond interior. The access door has a continuous hinge and a magnetic catch. Self edge units are available with vinyl perimeter or self edge top and come with plastic tray stops (shown); wood edge units come with solid wood tray stops. Units come with 35 gallon rigid plastic waste liner.



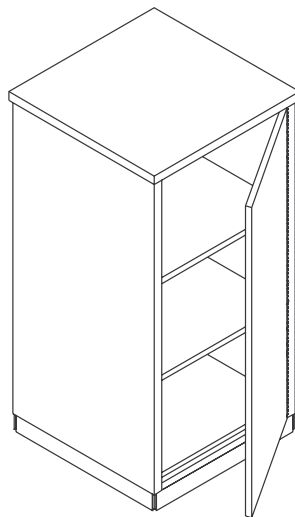
#CTM  
Single Trash  
Container with  
drop hole



## SHELF STORAGE MODULES



#SM-S



#SM-D

Shelf Storage Modules are 22" square with a 45" overall height. Units come standard with a decorative laminate exterior and almond interior. Self edge cabinets are available with a self or vinyl edge top. Units come with two adjustable interior shelves that are laminated on all exposed surfaces. Door module comes with a black or wood recessed pull with magnetic catch. Leveling glides are standard.



[www.waymar.com](http://www.waymar.com)

© 2008 Waymar Industries, Inc.  
14400 Southcross Drive West  
Burnsville, Minnesota 55306  
800.328.4299  
800.367.1366 fax